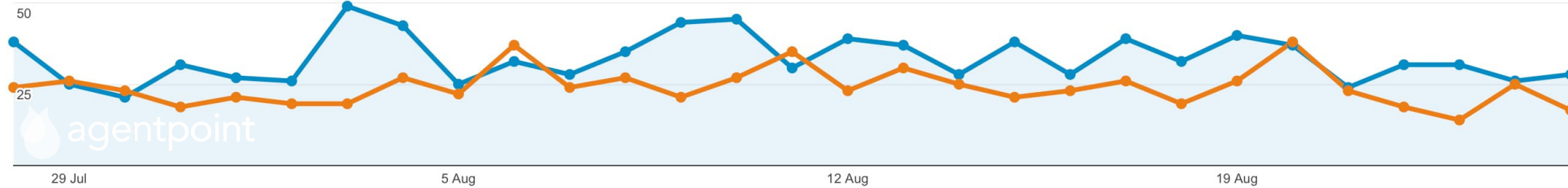


28-Jul-2016 - 26-Aug-2016: ● Sessions

28-Jun-2016 - 27-Jul-2016: ● Sessions



Sessions

35.64%

1,001 vs 738



Users

27.26%

691 vs 543



Page Views

57.83%

4,181 vs 2,649



Pages/Session

16.36%

4.18 vs 3.59



Avg. Session Duration

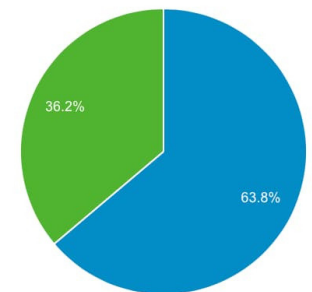
0.76%

00:03:08 vs 00:03:07

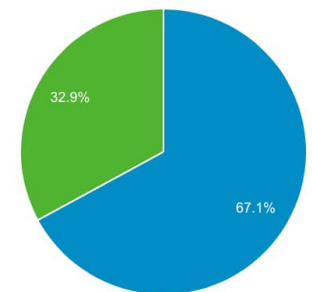


■ New Visitor ■ Returning Visitor

28-Jul-2016 - 26-Aug-2016



28-Jun-2016 - 27-Jul-2016



Bounce Rate

-15.59%

47.35% vs 56.10%



Statistics show percent increase for the month following switching to a responsive website, compared to the month prior.